



MPD DDACTS Operations Plan – October 2013

Our primary goal is to reduce the incidences of crime and traffic crashes in our community, specifically in the designated DDACTS area ([map here](#)), thereby reducing social harm primarily through high visibility traffic enforcement and pedestrian contacts. To accomplish this, we will maintain a presence in the DDACTS area with a minimum of 50 hours per week during the target times, accomplishing this goal a minimum of 75% of the time.

Effective Date

January 1, 2014

Target Days/Times:

DDACTS [summary information and map here](#).

DDACTS ZONE HIGH DAY OF WEEK AND TIME OF DAY (most recent evaluation period)						
<u>SUNDAY</u>	<u>MONDAY</u>	<u>TUESDAY</u>	<u>WEDNESDAY</u>	<u>THURSDAY</u>	<u>FRIDAY</u>	<u>SATURDAY</u>
Optional	1100-2100	1100-2100	1100-1700	Optional	1100-2100	1300-2100

Link to details of crime and crash information.

- Crime [detail map here](#).
- Crash [detail map here](#).

Patrol Goals and Objectives

- 1) Patrols teams will support the department's DDACTS practice by auditing target times of day/day of week throughout each week and directing themselves based on need within the DDACTS zone for crimes and crashes.
- 2) Collective goal is to attain a minimum of 8 hours of enforcement per week per team in the identified DDACTS zone.
- 3) Individual goal is to attain 2 contacts per hour.

Traffic Unit Goals and Objectives

- 1) Each traffic officer will spend 2 hours in the DDACTS area per shift worked by auditing target times of day/day of week throughout each week and directing themselves based on need within the area.
- 2) Goal is to attain 2 contacts per hour.



Impact Team Goals and Objectives

1) Impact Team will support the department's DDACTS practice by auditing target times of day/day of week and directing themselves based on need of hot spot locations throughout the city. Enforcement strategies for Impact Team shall be directed through undercover operations. Contacts will be tracked within the unit according to best practice.

DDACTS Enforcement Strategies

1) High Visibility Traffic Enforcement will be conducted with lower discretionary levels than what has traditionally been accepted as the norm when determining if a citizen contact is necessary. The key to reducing crimes and traffic crashes is to make high visibility contacts (emergency lights activated). When self-initiated activity increases, the incidences of calls, crimes and traffic crashes decrease, thereby, reducing social harm.

2) The Frequent Traffic Violation cheat sheet ([click here](#)) is available for reference as an officer's resource guide listing statute violations and fine amounts if citations or warnings are given.

3) Each contact should result in one of the following:

- Arrest
- Citation
- Written warning
- FI
- Proactive business/citizen contacts
 - *Documented contact – under development in e-cite*

4) **Proactive business or citizen contacts** are encouraged. Not all contacts need to be an enforcement contact. These contacts may include auditing, communicating, and socializing with local business establishments and merchants as well as citizens in our community. This will attack high crime and crash locations from all angles. Officers should take the time to explain to the public the reason for increased police presence within the DDACTS area. Effectiveness is based on the contact, not a citation.

5) When an officer deploys to the DDACTS area, he/she shall complete the information utilizing CAD system and the daily activity log sheet. When leaving the area, he/she will enter data in the MDT entering the proper CAD disposition code with a 'D' in fifth position representing DDACTS area ([Clearing Code Sheet here](#)). At the end of shift, he/she will complete the daily activity log sheet listing all activity during their deployment ([Log Sheet here](#)).

DDACTS Evaluation

1) Department personnel will use the DDACTS activity log sheet and the CAD disposition codes to track and log their pro-active efforts within the DDACTS area.




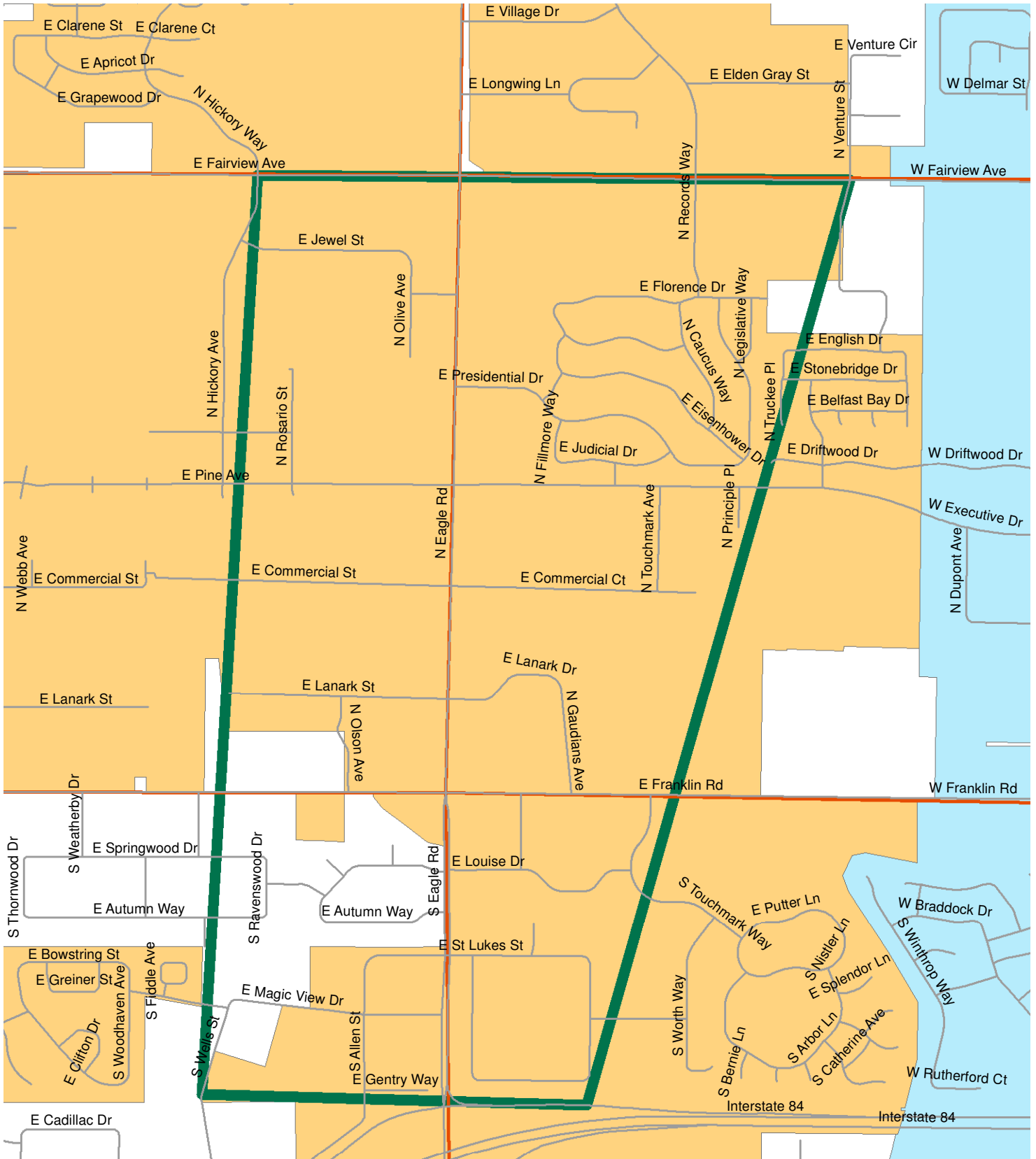
2) Timely evaluation documenting the effectiveness of DDACTS, to include calls, crime and crash analysis, will be conducted and released on a periodic basis as needed. At a minimum, the releases will be published at each shift change, one in May 2014 and the other on September 2014.

3) Department personnel are encouraged to contact the department's Senior Analyst Beth Erickson with inquiries relating to information on calls, crime and crashes in the DDACTS area, and City-wide.



MERIDIAN POLICE DEPARTMENT

DDACTS ZONE - AUGUST 1, 2013

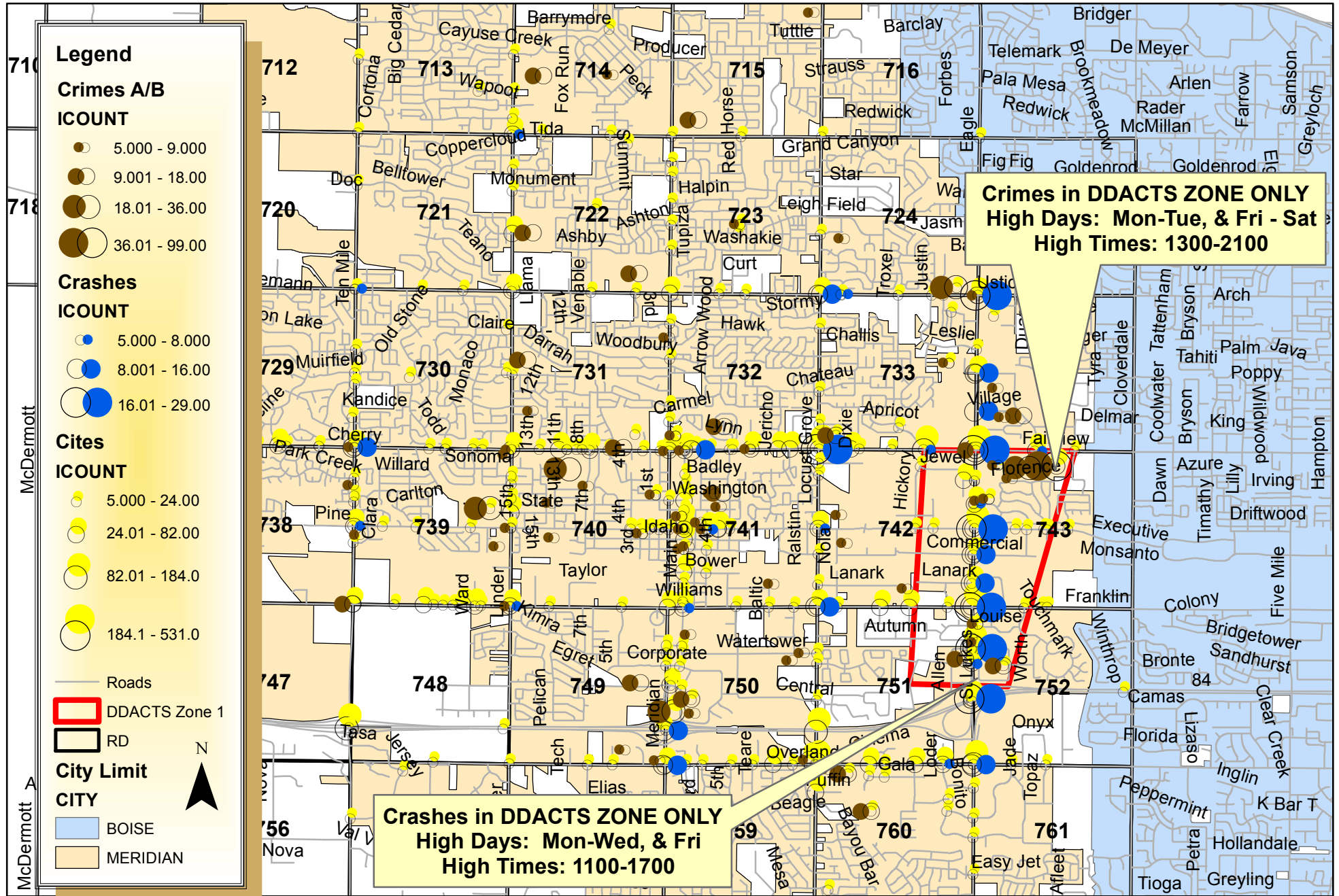


Created by MPD CAU 07/16/2013

N



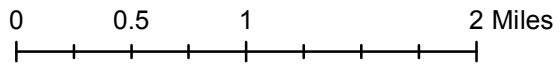
Meridian Police - DDACTS Zone Activity: Jan 1 to Aug 31, 2013



Crashes in DDACTS ZONE ONLY
High Days: Mon-Wed, & Fri
High Times: 1100-1700

Crimes in DDACTS ZONE ONLY
High Days: Mon-Tue, & Fri - Sat
High Times: 1300-2100

TRACK DDACTS Zone activity using fifth Disposition Code Field:
Dispo example: 1050PD with a Cite in DDACTS Zone = 401GD



DDACTS Outcomes – January 1 to August 31, 2013

Target Area - DDACTS Zone 1 - Jan 1 to Aug 31, 2013

	2012	2013	% Change
CFS (PI)	621	839	35.1%
Crime	301	253	-15.9%
Crashes	133	127	-4.5%
A Injury	6	4	-33.3%
B Injury	19	8	-57.9%
C Injury	39	32	-17.9%
Non Reportable	13	26	100.0%
Property Dmg Report	56	57	1.8%
Cites	1,756	1,144	-34.9%

City of Meridian Area - Comparison - Jan 1 to Aug 31, 2013

	2012	2013	% Change
CFS (PI)	11,783	12,292	4.3%
Crime	3,304	2,676	-19.0%
Crashes	763	866	13.5%
A Injury	46	35	-23.9%
B Injury	95	95	0.0%
C Injury	180	166	-7.8%
Fatal	2	1	-50.0%
Non Reportable	77	210	172.7%
Property Dmg Report	363	359	-1.1%
Cites	9,133	8,703	-4.7%

Data Analysis Outcomes – January 1 to August 31, 2013

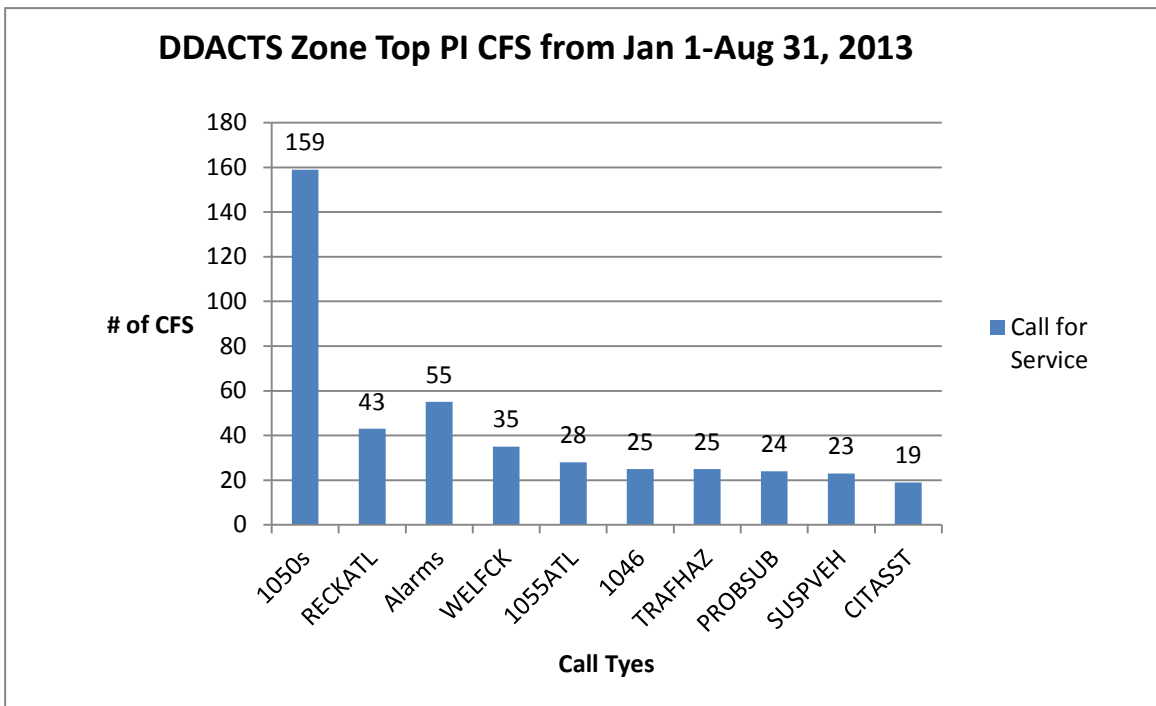
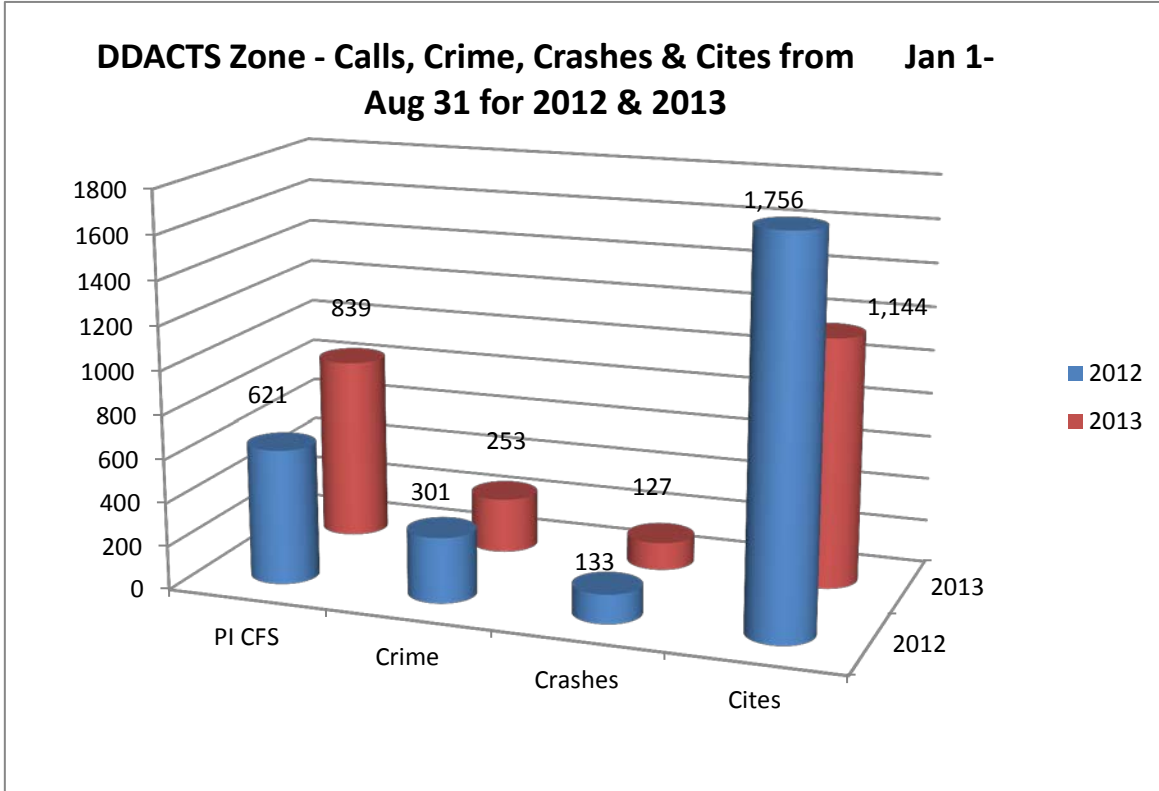
DDACTS Zone

- Decreases
 - -15.9% Crimes (301 to 253)
 - -4.5% Crashes (133 to 127)
 - -33.3% A Injury Crashes (6 to 4)
 - -57.9% B Injury Crashes (19 to 8)
 - -17.9% C Injury Crashes (39 to 32)
 - -34.9% Cites
- Increases
 - 35.1% CFS (621 to 839) Top calls include crashes, alarms, reckless drivers and welfare checks.

City of Meridian

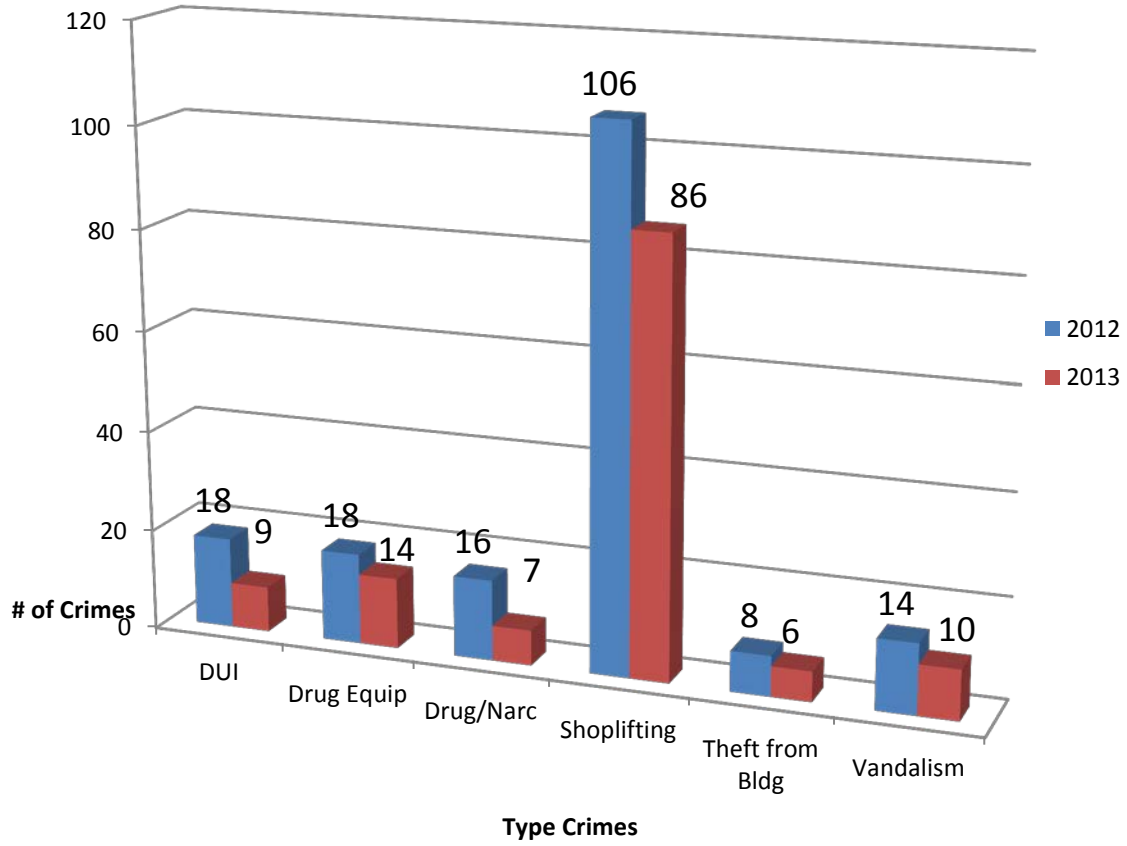
- Decreases
 - -19.0% Crimes (3,304 to 2,676)
 - -4.7% Cites (9,133 to 8,703)
- Increases
 - 4.5% PI CFS (11,783 to 12,292) Top calls include crashes, alarms, welfare checks, theft calls, and drunk drivers.
 - 13.5% Crashes
 - 172.2% Non Reportable (77 to 210)

	2012	2013
PI CFS	621	839
Crime	301	253
Crashes	133	127
Cites	1,756	1,144



Crimes in DDACTS Zone from Jan 1 to Aug 31 for 2012 and 2013			
Crimes	2012	2013	% Change
Aggravated Assault Battery	3	3	0.0%
All Other Larceny	6	6	0.0%
All Other Offenses	45	36	-20.0%
Bad Checks	2	0	-100.0%
Burglary Breaking and Entering	4	4	0.0%
Burglary from Vehicle	5	5	0.0%
Counterfeit Forgery	4	2	-50.0%
Credit Card ATM Fraud	2	1	-50.0%
Curfew Loitering Vagrancy	5	2	-60.0%
Disorderly Conduct	2	3	50.0%
DUI	18	9	-50.0%
Drug Equip	18	14	-22.2%
Drug/Narc	16	7	-56.3%
Embezzlement	1	0	-100.0%
False Pretenses Swindle Confidence Game	4	6	50.0%
Family Offenses Non Violent	1	2	100.0%
Forcible Fondling	1	0	-100.0%
Impersonation	2	0	-100.0%
Intimidation	1	3	200.0%
Pornography Obscene Material	0	1	100.0%
Prostitution	0	1	100.0%
Kidnapping/Abduction	1	0	-100.0%
Liquor Law Violation	13	13	0.0%
Motor Vehicle Theft	1	2	100.0%
Robbery	1	0	-100.0%
Theft from Coin Op Machine	0	1	100.0%
Shoplifting	106	86	-18.9%
Simple Assault Battery	8	22	175.0%
Stolen Property Offenses	1	0	-100.0%
Theft from Bldg	8	6	-25.0%
Theft of Motor Vehicle Parts or Accessories	1	1	0.0%
Trespass of Property	5	2	-60.0%
Vandalism	14	10	-28.6%
Weapon Law Violations	1	3	200.0%
Wire Fraud	1	2	100.0%
Total	301	253	-15.9%

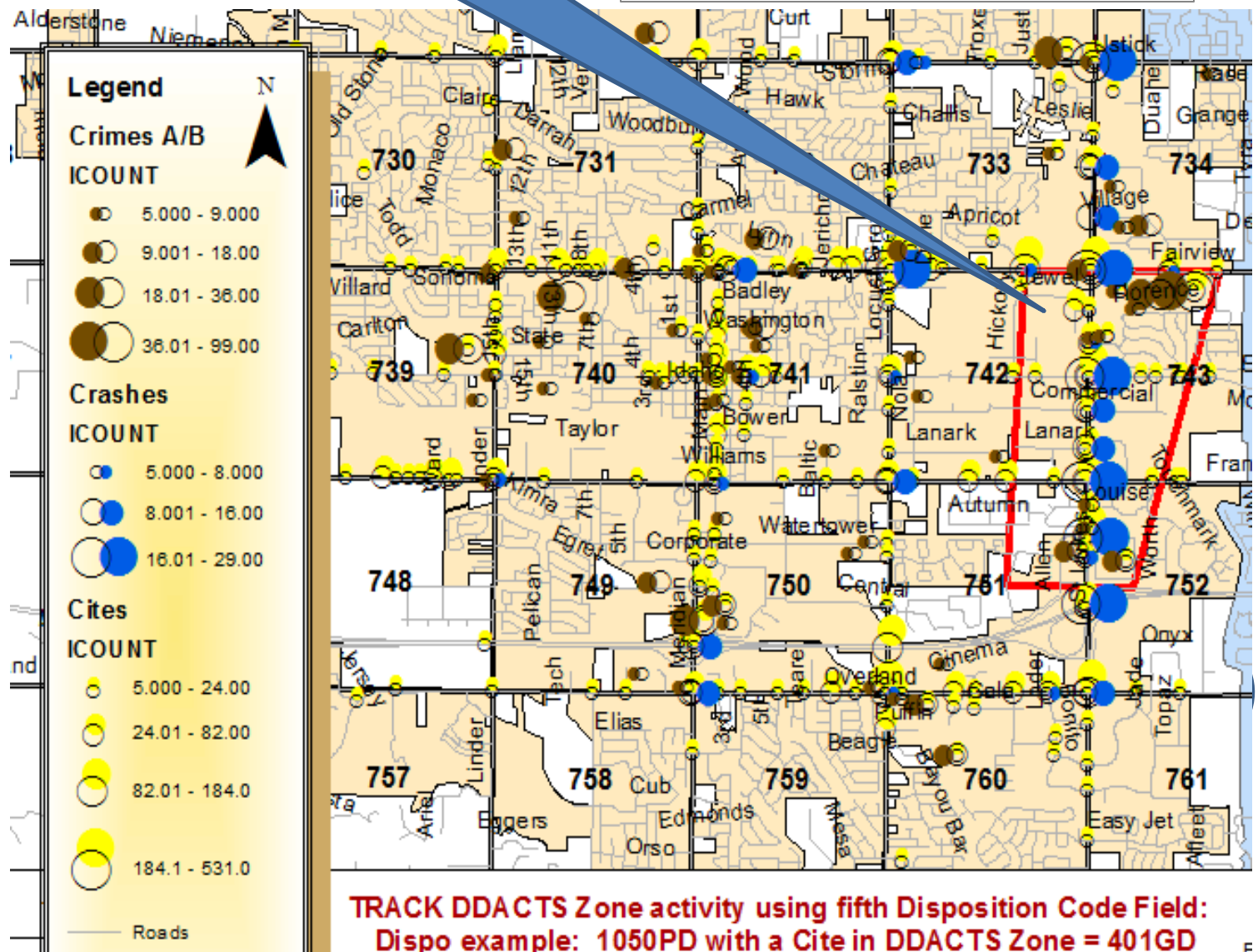
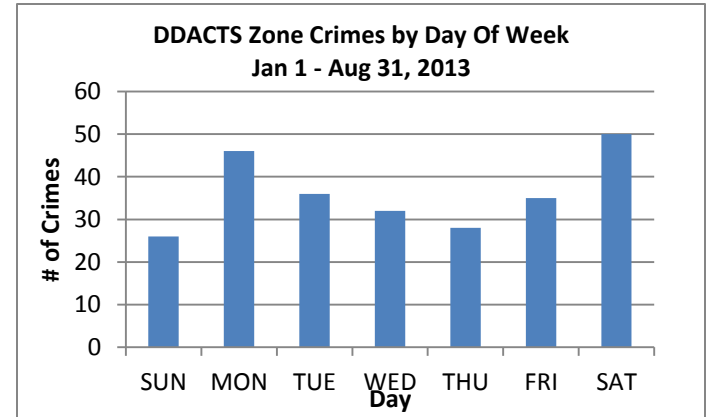
Crime Decreases in DDACTS Zone - Jan 1 to Aug 31, 2013



DDACTS CRIMES FROM JAN 1- AUG 31, 2013...

MPD - DDACTS Zone Crimes: Jan 1 - Aug 31, 2013	
Crimes	Count
Aggravated Assault Battery	3
All Other Larceny	6
All Other Offenses	36
Burglary Breaking and Entering	4
Burglary from Vehicle	5
Counterfeit Forgery	2
Credit Card ATM Fraud	1
Curfew Loitering Vagrancy	2
Disorderly Conduct	3
Driving Under the Influence	9
Drug Equipment Violations	14
Drug/Narcotic Violations	7
False Pretenses Swindle Confidence Game	6
Family Offenses Non Violent	2
Intimidation	3
Liquor Law Violation	13
Motor Vehicle Theft	2
Pornography Obscene Material	1
Prostitution	1
Shoplifting	86
Simple Assault Battery	22
Theft from Building	6
Theft from Coin Op Machine	1
Theft of Motor Vehicle Parts or Accessories	1
Trespass of Property	2
Vandalism Destruction or Damage of Property	10
Weapon Law Violations	3
Wire Fraud	2
Grand Total	253

Crimes High Days & Times
 Days = Mon – Tue, & Fri – Sat
 Times: 1300 - 2100



**TRACK DDACTS Zone activity using fifth Disposition Code Field:
 Dispo example: 1050PD with a Cite in DDACTS Zone = 401GD**

DDACTS CRASHES FROM JAN 1-AUG 31, 2013...

Meridian Police - Crashes by Severity: Jan 1 - Aug 31, 2013

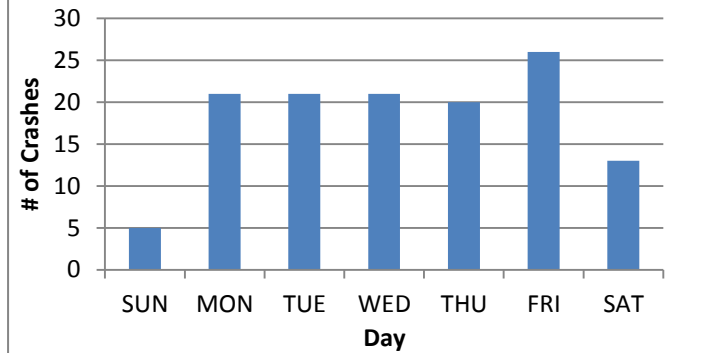
Crash Type	# of Crashes
A Injury	4
B Injury	8
C Injury	32
Non Reportable	26
Property Dmg Report	57
Grand Total	127

Crash High Days & Times

Days = Mon – Wed, & Fri

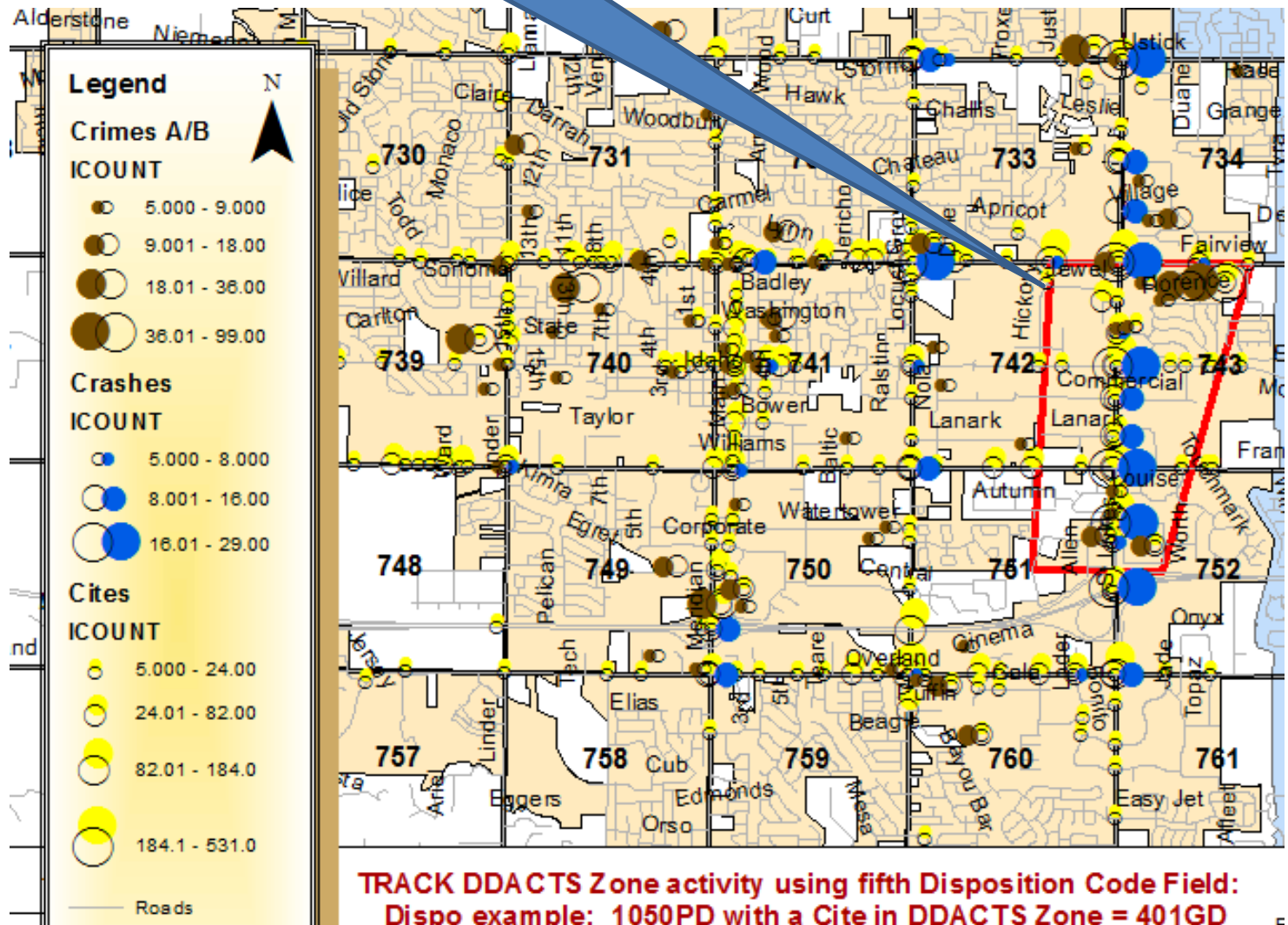
Times: 1100 - 1700

DDACTS Zone Crashes by Day of Week
Jan 1 - Aug 31, 2013



MPD - DDACTS Zone Crashes: Jan 1 - Aug 31, 2013

Contributing Circumstances	# of Crashes
Unknown	5
Alcohol Impaired	2
Asleep, Drowsy, Fatigued	1
Brakes	1
Distracted IN or ON Vehicle	1
Drove Left of Center	1
Failed to Maintain Lane	4
Failed to Obey Stop Sign	2
Failed to Yield	7
Following Too Close	37
Foot Slipped Off or Caught On Pedal	2
Improper Lane Change	5
Improper Turn	1
Inattention	28
None	27
Other	1
Speed Too Fast For Conditions	2
Grand Total	127



**TRACK DDACTS Zone activity using fifth Disposition Code Field:
Dispo example: 1050PD with a Cite in DDACTS Zone = 401GD**

Meridian Police Department: DDACTS Target Area - October 2013 Frequent Traffic Violations



LEGEND

- Speed 49-654 (2) \$90.00
16MPH+ \$155.00 (excessive speed)
- Stop Sign Violation 49-807(2)
\$90.00
- No left turn: Failure to obey traffic control device 49-801 \$90.00
- Blocking Intersection/crosswalk/ railroad tracks 49-614 \$90.00
- Center turn lane violation excess of 100ft- MCC 7-1-10 \$90.00
- Passing on Right 49-633(2) \$90.00
- School Zone
MCC 7-1-6 C 49-633(2) \$156.50


Track DDACTS ZONE activity using CAD Clearing Code field (Disposition Screen in CAD HIT F6 w/code)
Example of fifth position
D = DDACTS:

1050PD: Clearing Code 401AD

More Moving and Non Moving Violations Observed in this Area:

- 49-801 Red light violation \$90.00
- 49-428 No Front Plate \$67.00
- 49-430 Expired Registration \$67.00
- 49-456(1) Cancelled Registration \$101.00
- 49-808 Signal/Unsafe lane change \$90.00
- 49-1401A Texting/Reviewing text while driving \$81.50
- 49-624 Failure to move over (for emergency vehicle) \$90.00
- 49-638 Follow too close \$90.00

DOCUMENT NOT APPROVED FOR PUBLIC RELEASE



Meridian Police

VIOLENT CRIMES

- 110 Homicide 18-4001
- 120 Rape / Attempted Rape 18-6101
- 130 Robbery 18-6501
- 140 Assault / Battery 18-901 / 903
- 145 Agg. Assault/ Battery 18-905 / 907
- 150 Kidnapping 18-4502 / 4503

DOMESTIC

- 201 Child Custody Interference 18-4506
- 202 Protective /No Contact Order
39-6312
- 203 Domestic Disturbance-Non Criminal
- 204 Domestic Disturbance-Assault 18-918
- 205 Domestic Disturbance-Battery 18-918

JUVENILE

- 301 Curfew 5-5-1 (c) Eagle: 5-1-1
Kuna: 10-2-1 (a)
- 302 Runaway 20-516
5-5-1 (a) Kuna: 10-2-2
- 303 Tobacco Violation 39-5703
- 304 Liquor (Possession) 23-949
- 305 Sexual Abuse or Battery
18-1506 / 1508 / 1508A
- 306 Physical Abuse or Battery 18-1501
- 307 Beyond Control 5-5-1 (b)
Eagle: 5-1-2 Kuna: 10-2-2
- 308 Juvenile Violation (other)
- 309 Imminent Danger 16-1608

TRAFFIC

- 401 Vehicle 10-50 (PD)
- 402 Vehicle 10-50 (PI)
- 403 Vehicle 10-50 (F)
- 404 Vehicle 10-50 (Non Rept)
- 405 Boating 10-50 (PD/PI/F)
- 410 DUI – Felony 18-8004
- 411 DUI – Misdemeanor 18-8004
- 412 DUI – Aggravated 18-8006
- 413 OUI 67-7034; Agg 67-7035
- 420 Traffic-Direction/Control/Escort
- 440 D W P 18-8001
- 450 Moving Violations
- 451 Non Moving Violation
- 452 Radar Enforcement
- 453 Seat Belt Violation 49-673
- 454 Child Seat Violation 49-672
- 455 Radar Trailer
- 460 Commercial Vehicle Inspection
- 461 Commercial Vehicle Overweight

PROPERTY CRIMES

- 510 Auto Theft
- 520 Burglary (residential) 18-1401
- 521 Burglary (commercial) 18-1401
- 522 Burglary (Vehicle) 18-1401
- 530 Theft 18-2403
- 531 Bike Theft
- 532 Shoplifting
- 540 Arson 18-802 / 803 / 804 / 805
- 550 Fraud
- 560 Forgery/Counterfeiting 18-3601
- 570 Vandalism 18-7001
- 580 Stolen Property

DDACTS ZONE CODE

D – Meridian PD DDACTS

OTHER CRIMINAL

- 601 Weapons-Concealed/Possession
18-3302
- 610 Narcotic and Drug Laws
- 618 Disturbance
- 619 Fighting in Public
- 620 Disorderly Conduct 18-6409
- 621 Noise ordinance
- 622 Skateboard Violation
- 623 Trespassing 18-7008
- 624 Burning Ban 5-2-10 (a)
- 625 Riot/Major Disturbance 18-6401
- 626 Obscene/Nuisance Phone Calls
18-6710
- 627 Vice
- 628 Exposure 18-4116
- 629 Escape 18-2505 (Fel) / 2506 (Misd)
- 630 Animal Bite/At Large
- 640 Fish and Game Violation
- 650 Bombs/Threat/Munitions
- 660 Suicide/Attempted Suicide
- 670 Boating Violation
- 680 Off Road Vehicle 6-3-3
- 690 Other

COMMUNITY CARE TAKING

- 701 Abandoned Vehicles 49-1801
- 702 Alarm
- 703 Fire Assist
- 704 EMS Assist
- 705 Motorist Assist
- 706 Hazardous / Illegal Parking
- 707 VIN Inspections
- 708 Other Non-Criminal Offenses
- 710 Unattended Death 19-4301
- 711 Person Needs Assistance
- 712 Welfare Check
- 713 911 Report/Hang up Call 18-6711A
- 714 Missing Person
- 715 Home Arrest/Electronic Monitoring
- 720 Warrant Service
- 721 Detox Hold 39-307A
- 722 Mental Hold 66-318 / 326
- 723 Subpoena/Paper Service
- 730 Found Property
- 740 Suspicious Subject / Vehicle
- 741 Property Check
- 742 Bar Check
- 743 Prowler 5-4-3
- 744 Neighbor Dispute
- 750 Code Enforcement
- 751 Hazardous Materials
- 760 Search & Rescue

COMMUNITY POLICING

- 801 Community Meeting
- 802 Community Policing Project
- 803 Special Event
- 804 Extra/Off Duty Assignments
- 805 Crime Prevention/Education
- 806 Mediation

ADMINISTRATION

- 901 Court Appearance
- 902 Briefing
- 903 Training / Instruction
- 904 Report Writing
- 905 Break

- 906 Meeting
- 908 Equipment PU/Repair
- 910 Supervisor Duties
- 920 FTO Duties
- 930 CSI Duties
- 940 DRE Duties
- 950 K-9 Duties
- 980 Gang Activity
- 990 Civil non PO/NCO process

K9 Designators

- 950 10-99 Suspect
- 951 Article/Evidence Search
- 952 Area Search
- 953 Building Search
- 954 Demonstration
- 955 Foot Pursuit
- 956 Pursuit
- 957 Scent Work (Drugs/Bombs)
- 958 Suicidal Subject
- 959 Suspect Control
- 960 Track
- 961 Training

ACTION CODES

- A-Report Taken
- B-Activity Complete
- C-Assist Rendered
- D-Questioned and Released
- E-Warning (written/oral)
- F-FI Card Completed
- G-Citation/Complaint/Summon Issued
- H-Arrest -- Misdemeanor
- I-Arrest -- Felony
- J-Unfounded
- K-Follow-up
- L-No Action/Service Required/Unable to Complete
- M-Civil Paper Served
- N-Property Invoice
- O-Walk-In/Telephone Report
- W- Out of Service
- X-Cancelled
- Y-Custody Hold
- Z-Supervisor Assist

K9 Action Codes

- P-Assist Arrest-Felony
- Q-Assist Arrest-misdemeanor
- R-Bite
- S-Found Bomb Device or Component
- T-Found drugs/Paraphernalia
- U-No Suspect Found
- V-Suspect Located/Find

Special Reporting Districts

- 178 Records
- 179 Jail
- 180 State Penitentiary
- 806 Waterways
- 807 Barber Park



Meridian Police Department

Weekly Officer Activity Log

Officer: _____

Ada#: _____

Date	Unit #	Start	<u>Miles</u> Finish	Total	Assignment	City(non-DDACTS) Traffic Warnings	City (non-DDACTS) Parking Warnings	DDACTS Zone Warning	DDACTS Zone Contacts

EUDL STATs

Minor contacts for alcohol related issues:

Total Minor Parties Patrolled: _____ HRS:

Total School Events Patrolled: _____ HRS:

Total Youth/Community Events Patrolled: _____ HRS

COMMUNITY SERVICE ACTIVITIES: _____

Officer: _____

Date: _____

Supervisor: _____

Date: _____